




Carpentry Dept. Tool List
Norwich Tech Uniform Link:
<http://www.norwichclothing.com/>



Carpentry Uniform: Shirt, Blue Jeans, Work Boots
Safety glasses and Hard Hat (Junior + Senior Year)

Pencil and pen

3 ring binder with lined paper

Calculator

Tool Belt or Apron with hammer Holster

Utility knife with retractable blade (Non-folding)

12" Combination Square

Chisels 1/4" through 1"

16' or 25' tape measure

16 to 22 oz. Claw Hammer

Min. 2 Quality Paint Brushes

Nail sets 1/32, 2/32, & 3/32

Pull Saw

Drill Driver Set: Phillips, torx, square drive, etc.

Twist Drill Bit Set 1/16" to 1/2" in 1/16" increments

Sliding T-bevel Square

Compass Scribe

Scratch Awl

Cat's Paw/ Nail Puller

Small "wonder bar" or similar type Trim Pry Bar

12" to 16" Flat Pry Bar

Chalk Line with Blue Chalk

Aviation snips (Green, Yellow and Red Handles)

Speed square

Stair gauges

6" Slip Joint Pliers



5-in-1 Style Screwdriver

5-in-1 Painter's Tool

Electrician's Pliers

Optional Safety Equipment: Ear Plugs or Muffs

Any Questions Please e-mail: jj.kelly@ct.gov



All toolboxes must be locked. No exceptions. All tools must be etched with name/ initials.

Tools are required by the start of sophomore year in order to participate in shop/production each day.